

NAME _____

DATE _____

**Ten Ladybugs** page 1 of 2

Look at the pictures of the gray and white ladybugs below. It looks like they are making a number rack! Fill in the correct number in the empty box to make the equation true.



$$9 + \boxed{} = 10$$



$$8 + \boxed{} = 10$$



$$7 + \boxed{} = 10$$



$$6 + \boxed{} = 10$$



$$5 + \boxed{} = 10$$



$$4 + \boxed{} = 10$$



$$3 + \boxed{} = 10$$



$$2 + \boxed{} = 10$$



$$1 + \boxed{} = 10$$

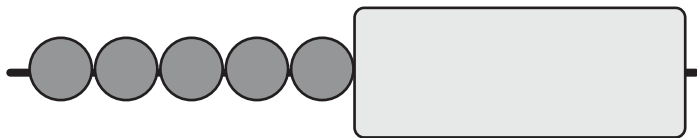
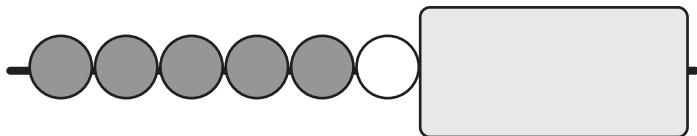
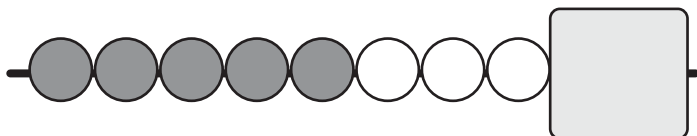
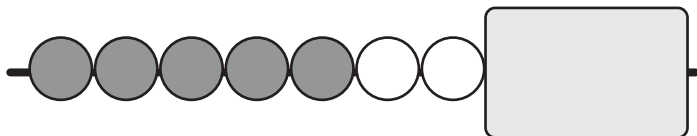
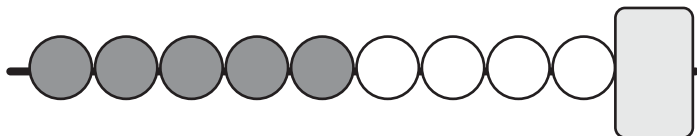
(continued on next page)

NAME _____

| DATE _____

Ten Ladybugs page 2 of 2

Look at this number rack. It has one row of 10 beads. How many beads are under the cover?

10**11****12****13****14****15****16****17****18****19**

NAME _____

DATE _____



Changes, Changes page 1 of 2


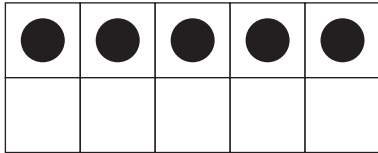
Fill in the missing number.

1

I started with...

I finished with...

How many did I add?

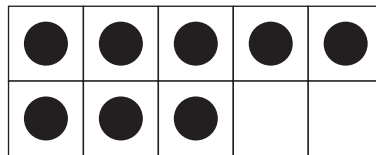
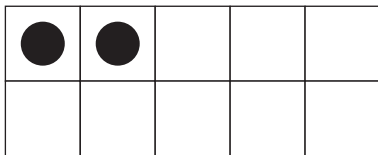


2

I started with...

I finished with...

How many did I add?

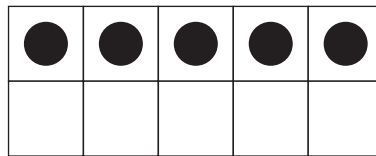



3

I started with...

I finished with...

How many did I take away?



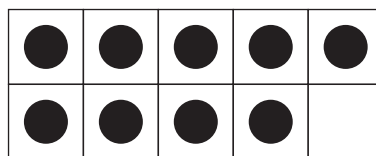
4

I started with...

I finished with...

How many did I add?

4 dots



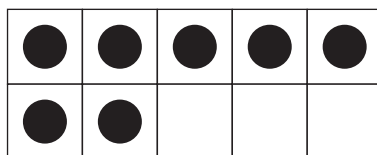
(continued on next page)

NAME _____

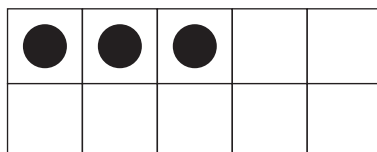
DATE _____

Changes, Changes page 2 of 2

5 I started with... I finished with... How many did I add?

2 dots

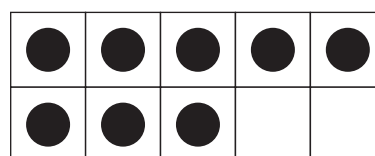
6 I started with... I finished with... How many did I take away?

8 dots

7 I started with... I added... How many do I have now?

3 dots**4 more**

8 I started with... I added... This is what my ten-frame looks like now.

some dots**3 more**

How many dots did I start with?

What did my ten-frame look like at the beginning?
Fill in the dots.

